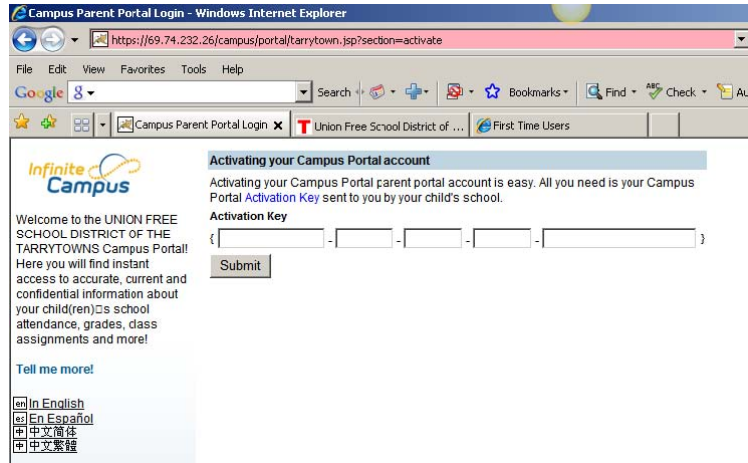


## Infinite Campus Parent Portal - Login Instructions For First-Time Users Only

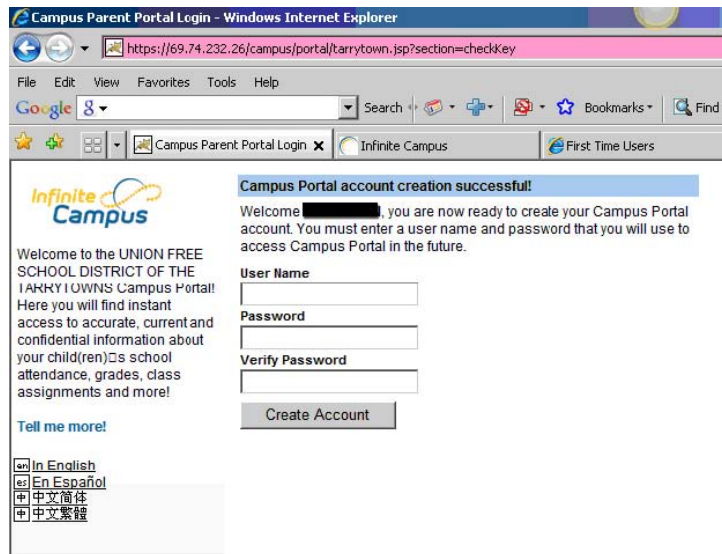
You need your Parent Portal Activation Key before you can complete the following steps. If you are a parent/guardian of a Tarrytown student and you can obtain an account by visiting the TUFSD website at [www.tufsd.org](http://www.tufsd.org) and clicking on the link that says Parent Portal.

Enter your **Activation Key** and click **Submit**.



The screenshot shows a web browser window titled "Campus Parent Portal Login - Windows Internet Explorer". The address bar shows the URL: <https://69.74.232.26/campus/portal/tarrytown.jsp?section=activate>. The page content includes the Infinite Campus logo and a welcome message: "Welcome to the UNION FREE SCHOOL DISTRICT OF THE TARRYTOWNS Campus Portal! Here you will find instant access to accurate, current and confidential information about your child(ren)'s school attendance, grades, class assignments and more!". Below this is a "Tell me more!" link and language options: "In English", "En Español", "中文简体", and "中文繁體". The main section is titled "Activating your Campus Portal account" and contains the text: "Activating your Campus Portal parent portal account is easy. All you need is your Campus Portal Activation Key sent to you by your child's school." Below this is a form labeled "Activation Key" with a text input field containing five dashes and a "Submit" button.

You are now ready to create your Parent Portal user account. You need to enter a **User Name** and **Password** that you will use to access the Parent Portal. User names may not include numbers; however, passwords must include letters and numbers (or symbols) and must be at least 8 characters in length. Parent Portal user names and passwords are case sensitive.

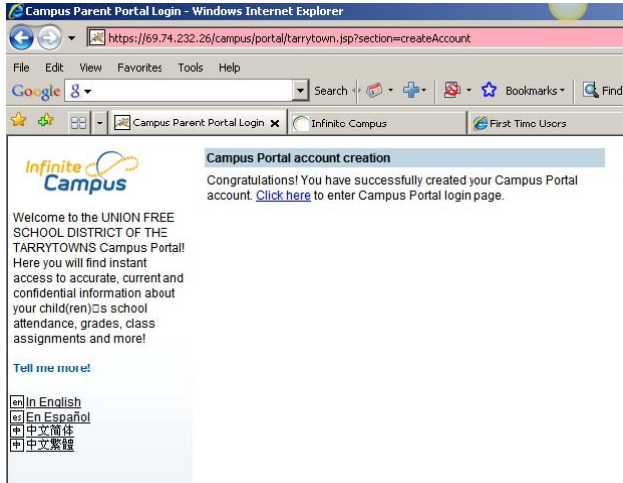


The screenshot shows a web browser window titled "Campus Parent Portal Login - Windows Internet Explorer". The address bar shows the URL: <https://69.74.232.26/campus/portal/tarrytown.jsp?section=checkkey>. The page content includes the Infinite Campus logo and a welcome message: "Welcome to the UNION FREE SCHOOL DISTRICT OF THE TARRYTOWNS Campus Portal! Here you will find instant access to accurate, current and confidential information about your child(ren)'s school attendance, grades, class assignments and more!". Below this is a "Tell me more!" link and language options: "In English", "En Español", "中文简体", and "中文繁體". The main section is titled "Campus Portal account creation successful!" and contains the text: "Welcome [redacted], you are now ready to create your Campus Portal account. You must enter a user name and password that you will use to access Campus Portal in the future." Below this is a form with three input fields: "User Name", "Password", and "Verify Password", followed by a "Create Account" button.

## Parent Portal Login Instructions

Once you have setup your user account, you can discard your activation key as you will not need it ever again. Keep your user name and password safe. We advise that you do NOT write down your user name and password, however, we do recommend that you write down a hint which will help you remember your user name and password, but which would not allow anybody else to guess what they are.

Once you have successfully entered a user name and password, you will see the below confirmation message. You can then go to the Parent Portal login page.



Once at the main login page, you may enter your new user name and password to access the Parent Portal. Your user account will be locked after three unsuccessful attempts to enter your password, therefore, if you do not remember your password or if your user account is locked, please complete this [form](#) to have it reset.

