

The slide features a blue border with a repeating white geometric pattern of triangles and lines. The central area is white and contains the title and subtitle.

Cyber Safety

A Presentation for Parents

Top Social Media Apps

Intro



Instagram

Pros: Users can send private messages or make accounts private to opt out of Instagram's typically public posts. Teens with unique interests may find community with like-minded users.

Cons: Content is public unless the user changes privacy settings. Location information can be displayed, depending on phone and Instagram settings. Teens may feel pressure to present themselves in a way that leads to accumulating "likes."




Snapchat

Pros: Easy to use. Fun features like photo doodling, captions, and filters.

Cons: Content doesn't completely "disappear," but can live on in screenshots and data recovery. Teens who believe that snaps disappear may engage in risky or **inappropriate behavior**.



Snapchat



WeChat

Pros: As with WhatsApp, teens can connect with friends around the world.

Cons: Strangers can contact users by adding their WeChat ID, unless the user manually turns off friend adds. Some features show location.





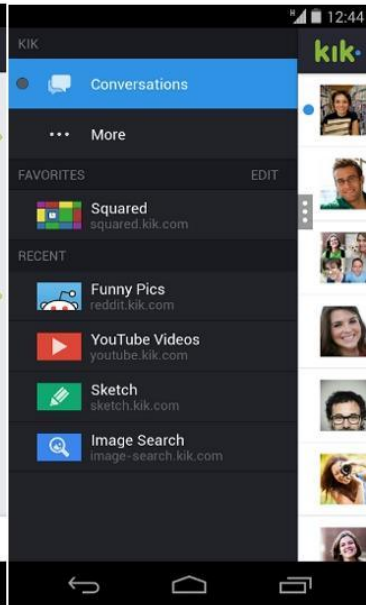
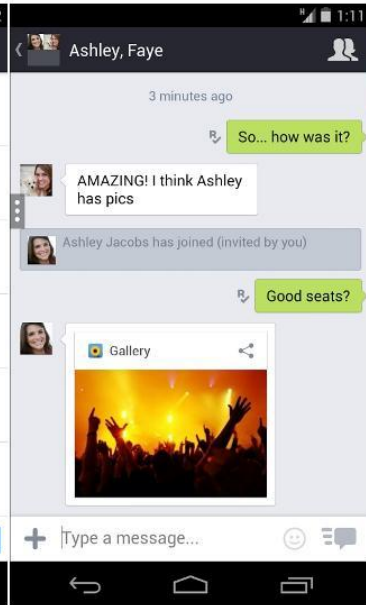
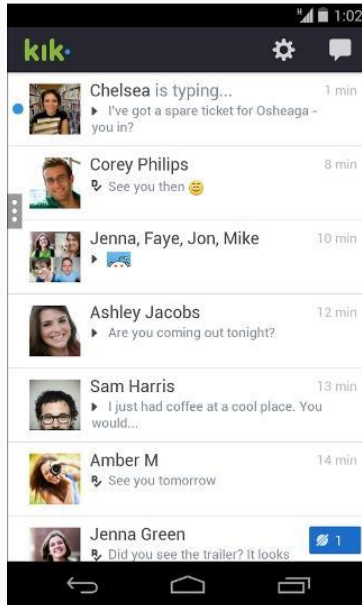
Kik

Messaging platform to send text, images, and video.

Pros: Unlimited texts are free, besides normal data usage charges.

Cons: Strangers can start conversations. Kik has allegedly been used in predatory crimes. Users often post their Kik usernames on other social media, which may give strangers access to a teen's profile. Kik does not monitor or censor user content.

Kik





WhatsApp

Users can easily connect with people from around the world.

Users can easily connect with people from around the world.

Pros: Unlimited messages. No international calling plan needed to connect with relatives or friends abroad.

Cons: Pushes users to add "friends," and your teen (and their phone number) can easily be added to group chats with friends-of-friends without consent.

Tik Tok



- The Tik Tok app is a music video social media platform that is replacing the Musical.ly app
- Existing Musical.ly users, content, and followers have been moved to the new TikTok app upon updating
- Many users say Musical.ly and Tik Tok are very similar
- Users can watch clips of others or create clips, edit them, and add special effects
- There are only two privacy settings on the app
Private: only the creator can watch their videos
Public: anyone on the app can see their videos
- By default, all accounts are public unless the privacy settings are changed
- In our experience, apps like Tik Tok and Musical.ly can allow strangers to direct message your children
- If your student had the Musical.ly app they will automatically be transferred to the Tik Tok app

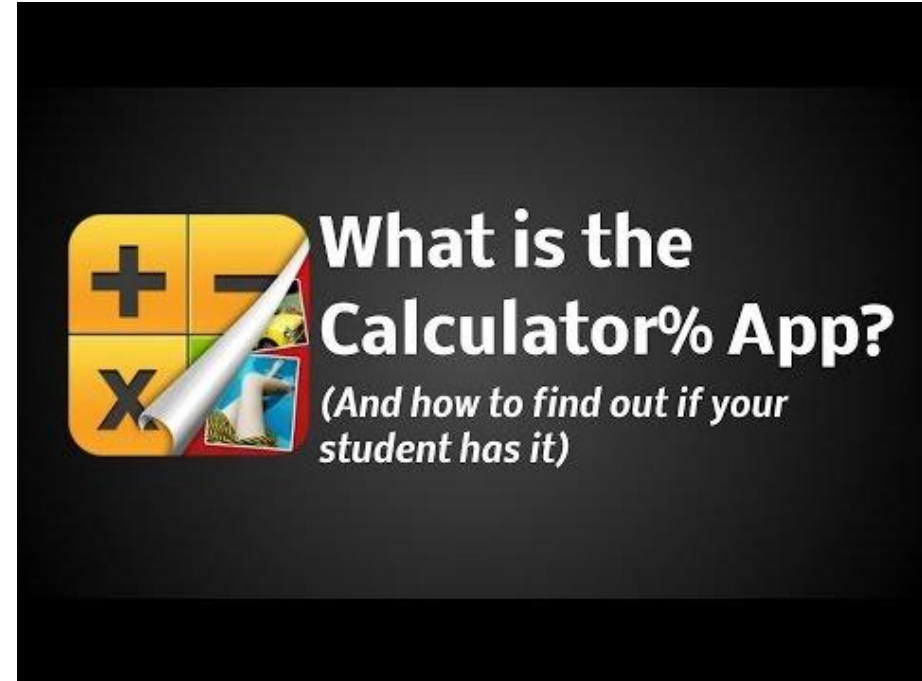


Private Photo Calculator App

The “Private Photo Calculator” app is designed to help students hide photos and videos behind an innocent looking calculator app

This application looks like a calculator but entering a passcode opens a private area

All files are securely stored in the app and cannot be viewed in the default iPhone camera roll





Parental Control Software

- Web Filters
- Time Limits
- Apps

Timers and Filters

Filters and Timers can prove to be helpful when keeping your children safe while using apps, the internet and gaming systems. You can set timers to limit the amount of time that your children spend on their device, or you can set time frames to allow or disable internet access.

The actual procedure will vary slightly depending on the brand of your router. In general, you can access the router setup page by using the software utility that came with your router or by typing 192.168.1.1 in the address line of an Internet browser. Enter your username and password when prompted and you will have access to the router setup menus.

Depending on your router, find the menu for either Router Access Restrictions or Parental Controls. Within this menu, you can set time frames to allow or disable Internet access for each device. For example, if you want to disable your child's Internet access on weekdays after 8:00 PM, simply select your child's device and set the access restrictions for the time you want. Check the user manual for your router for more detailed instructions.

Filtering Software

[Qustodio](#) - Cross-platform support. Browser-independent content filter handles HTTPS traffic. Time scheduler for internet, device, and application usage. Location tracking.

[Net Nanny](#) - Supports Windows, Mac, Android. Web-based configuration and reporting. Powerful filtering. Cross-platform internet time allowance. App control for Android

[Symantic Norton Family Premier](#) - Affordable. Excellent web dashboard. Settings apply across all devices. No limit on number of PC, phones, tablets, or children protected. Tracks child's location

[Circle with Disney](#) - Easy setup. Manages every device on your home network. Category-based content filtering. Can cut off Internet access at bedtime. Pause button for the Internet.

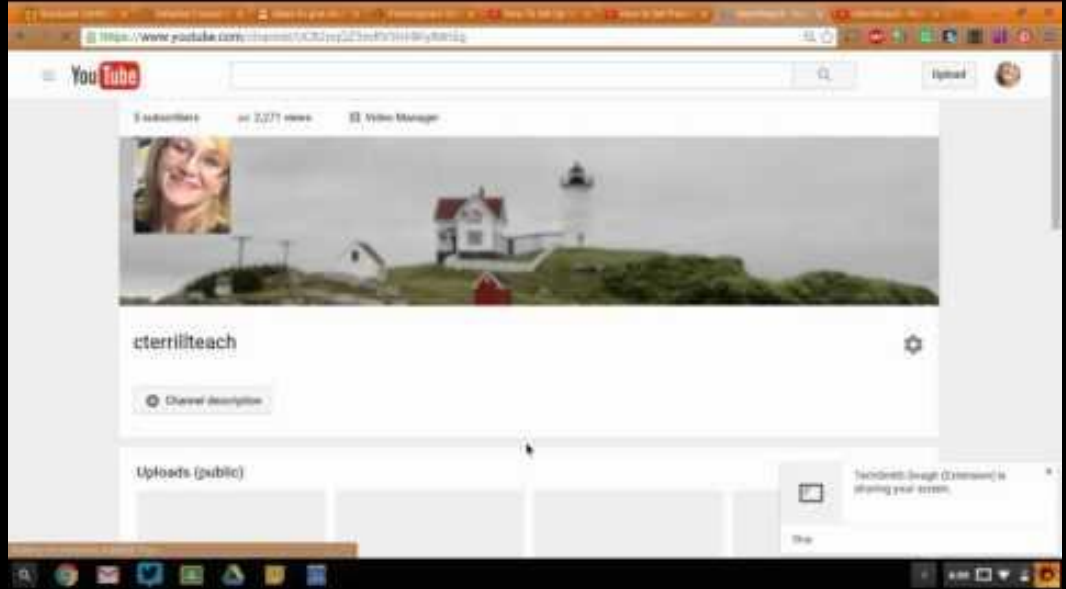
iPhone, iPad



HOW TO KIDPROOF YOUR IPHONE OR IPAD

YouTube

This video shows you how to set parental controls for YouTube and check the history to view what videos your child has viewed.



Long Island University student trolled
gaming sites for child porn victims

Parental Control on Gaming Consoles

XboxOne



Parental Control on Gaming Consoles

PS4



Parental Control on Gaming Consoles

WiiU

